

General information

PVS24420200512

The DAT 1400 Ethernet weight transmitter has a mechanical keyboard and removable screw terminal blocks. DAT 1400 Ethernet is a completely customizable product. Among the various options that can be added there are: the connection (RS485 and power supply) to external smart junction box, the DATALOGGER function and the web-server software, which allows you to check the operating status of the instrument and to regulate other parameters even remotely. Moreover, DAT 1400 Ethernet has a Peak Hold function for dynamic measures. The Software Optimization is given for free. This Software allows you to run certain activities such as calibration or monitoring directly from your computer. The Optimization software is provided by Pavone Systems and guarantees a perfect instrument run.



Software Optimization 1.3.17: [optimization_weighing_software.zip](#)

Technical Manual: [dat-1400_technical_manual.pdf](#)

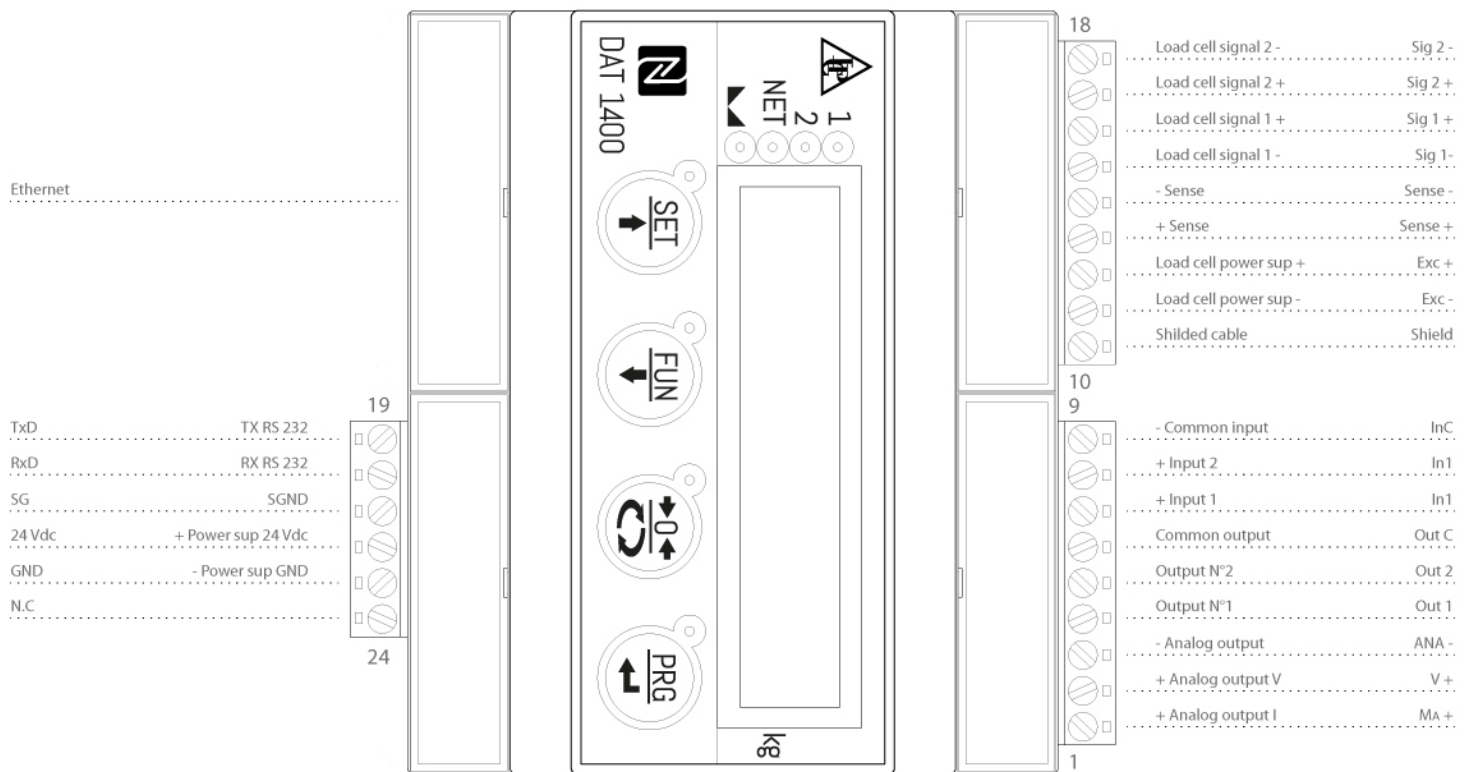
All indicated data may be changed without notice.
All the measures indicated are expressed in millimeters (mm).

Technical specifications

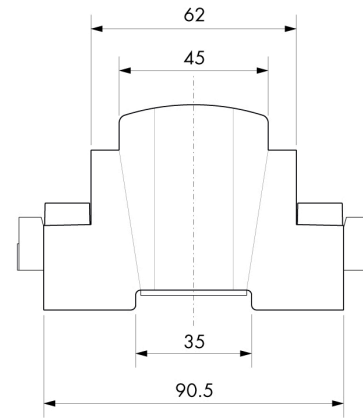
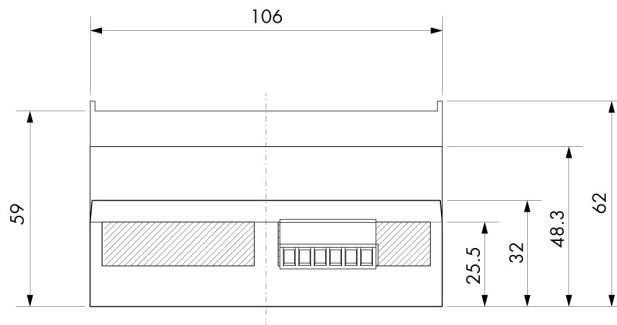
PVS24420200512

Measuring range:	-3.9 ÷ +3.9 mV/V
Input sensitivity:	0.02 µV/count
Full scale non-Linearity:	<0.01%
Gain drift:	< 0.001% FS/°C
Display:	6 digit, 7-segment LED red, height 14mm
A/D Converter:	24 bit
Internal Resolution:	> 16.000.000 points
Transducer input voltage:	5 Vdc (max 8 -350 Ohm- load cells)
Frequency signal acquisition:	12 ÷ 1000 Hz
Visible resolution (in divisions):	999999
Divisions value (adjustable):	x1, x2, x5, x10, x20, x50
Decimal figures range:	0 ÷ 4
Temperature range:	-10 ÷ + 50 ° C (humidity max 85% no condensation)
Storage temperature:	-20 ÷ +70°C
Filter:	0.5 ÷ 1000 Hz
Logic output:	2 opto-isolated; MAX 24 Vdc/100 mA each
Logic input:	2 opto-isolated 24 Vdc PNP (external power supply)
Serial port:	1 USB device + 1 RS232C + 1 RS485/Fieldbus; ASCII or Modbus RTU protocol
Analog output Non-Linearity:	< 0,02%
Temperature drift analog output:	0,001% FS / °C
Power supply:	12-24 Vdc ±15% - Power consumption 5 W
Microcontroller:	ARM Cortex M0 + 32 bit 256KB Flash reprogrammable onboard from USB
Data storage:	64 Kbytes expandable up to 1024 Kbytes
Regulatory compliance:	EN61000-6-2, EN61000-6-3 for EMC; EN61010-1 for Electrical Safety

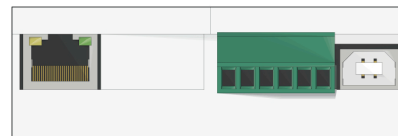
All indicated data may be changed without notice.
All the measures indicated are expressed in millimeters (mm).



All indicated data may be changed without notice.
 All the measures indicated are expressed in millimeters (mm).



RS 485/Modbus



Ethernet



Ethercat

Ethernet/IP

PROFINET

Serial communication interface

All indicated data may be changed without notice.
All the measures indicated are expressed in millimeters (mm).