

 Aliaxis



VKD DN 65÷100

PVC-U

DUAL BLOCK® 2-way ball valve

VKD DN 65÷100

FIP has developed a VKD DUAL BLOCK® ball valve to introduce a high reference standard in thermoplastic valve design. VKD is a True Union ball valve that meets the most stringent needs required by industrial applications. This valve is also equipped with a customisable Labelling System.

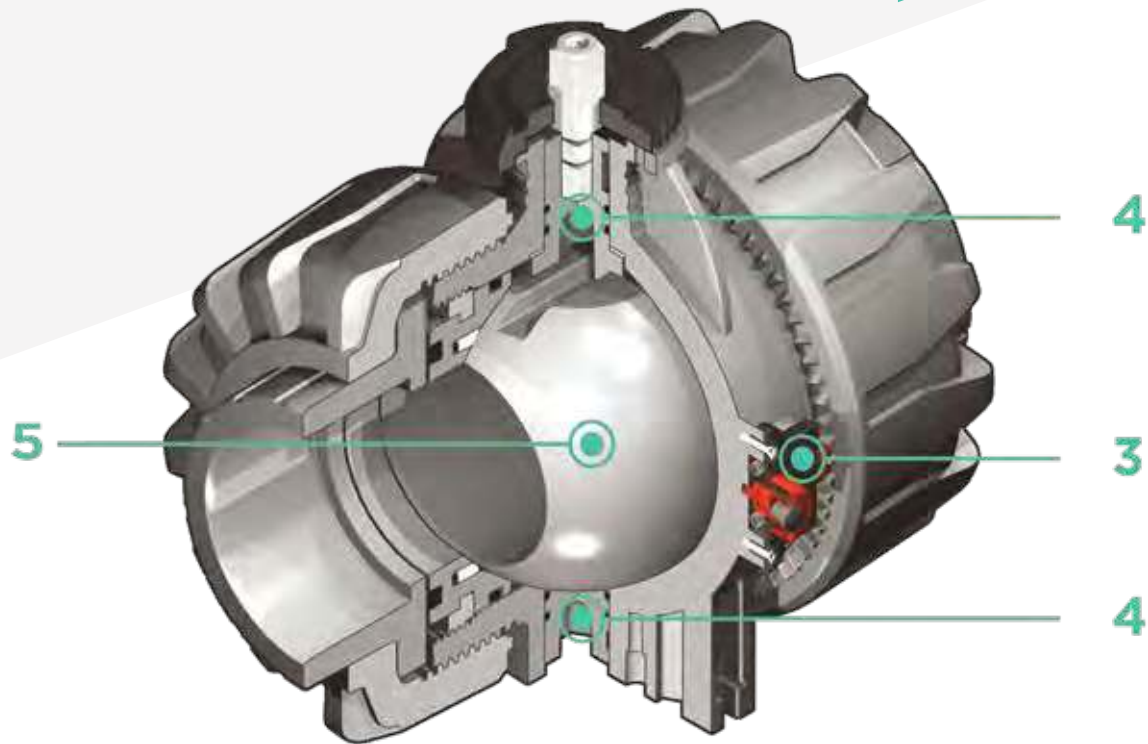
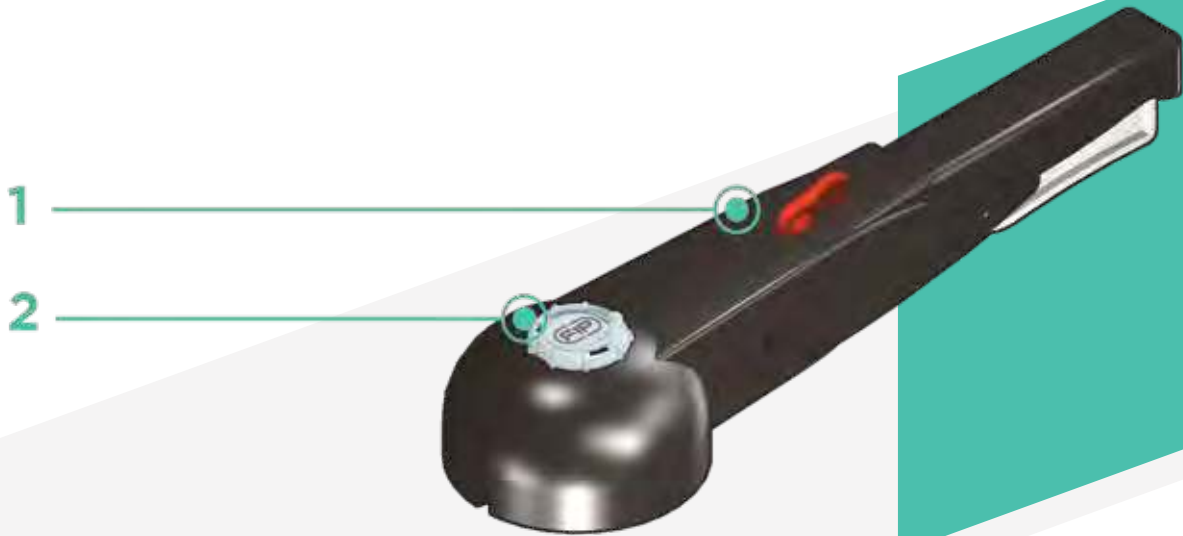


DUAL BLOCK® 2-WAY BALL VALVE

- Connection system for solvent weld, threaded and flanged joints
- Patented **SEAT STOP®** ball carrier system that lets you micro-adjust seals and minimise axial force effects
- Easy radial dismantling allowing quick replacement of O-rings and ball seats without any need for tools
- **PN16 True Union valve body** made for rigid PVC-U injection moulding equipped with built-in bores for actuation. ISO 9393 compliant test requirements
- Option of dismantling downstream pipes with the valve in the closed position
- **Full bore ball** with high surface finish
- **Integrated bracket** for valve anchoring
- Possibility of installing a manual reducer or pneumatic and/or electric actuators by applying an ISO standard bore PP-GR flange
- **STAINLESS steel co-moulded stem**, with square section as per ISO 5211
- Possibility to have handle with integrated LSQT limit micro switch, even as a retrofit in existing installations

Technical specifications

Construction	2-way True Union ball valve with locked carrier and union nuts.
Size range	DN 65 ÷ 100
Nominal pressure	PN 16 with water at 20° C
Temperature range	0 °C ÷ 60 °C
Coupling standards	<p>Solvent welding: EN ISO 1452, EN ISO 15493, BS 4346-1, DIN 8063, NF T54-028, ASTM D 2467, JIS K 6743. Pipe coupling as EN ISO 1452, EN ISO 15493, DIN 8062, NF T54-016, ASTM D 1785, JIS K 6741.</p> <p>Thread: ISO 228-1, DIN2999, ASTM D 2467, JIS B 0203.</p> <p>Flanging system: ISO 7005-1, EN ISO 1452, EN ISO 15493 EN 588-1, DIN 2501, ANSI B.16.5 cl.150, JIS B 2220.</p>
Reference standards	<p>Construction criteria: EN ISO 16135, EN ISO 1452, EN ISO 15493</p> <p>Test methods and requirements: ISO 9393</p> <p>Installation criteria: DVS 2204, DVS 2221, UNI 11242</p> <p>Actuator couplings: ISO 5211</p>
Valve material	PVC-U
Seal material	EPDM, FKM; PTFE (ball seats)
Control options	Manual control; electric actuator; pneumatic actuator



1 HIPVC ergonomic multifunctional handle for quick operation, **lock and graduated adjustment in 10 positions.** Possibility of inhibiting rotation with a lock

2 Customisable Labelling System: LCE module made of a transparent protection plug

and **customisable tag holder** using the LSE set (available as accessory). The customisation lets you identify the valve on the system according to specific needs

3 **DUAL BLOCK®** patented lock system that ensures union nut tightening hold even in severe

conditions such as vibrations or heat dilation

4 **Double stem** with double O-Rings for ball centring and operating torque reduction

5 Machined high surface finish ball that guarantees a smooth operation and increased reliability.

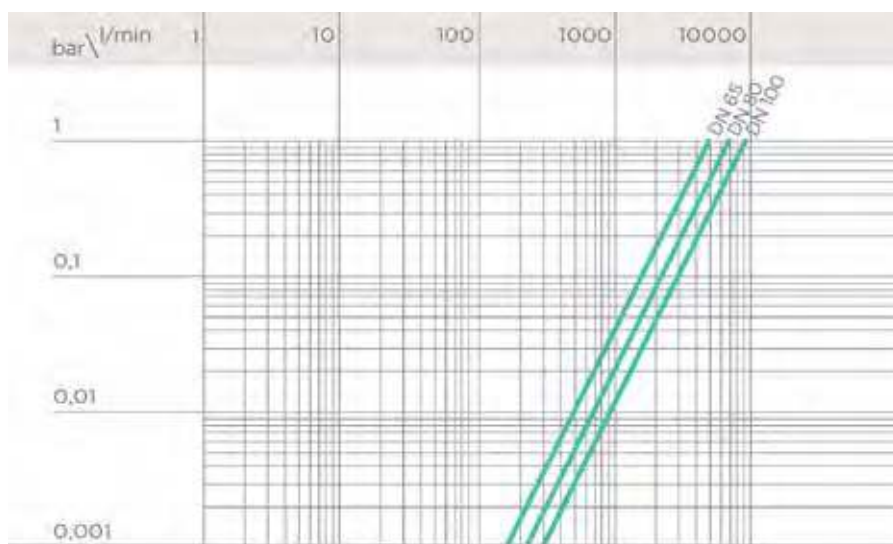
TECHNICAL DATA

PRESSURE VARIATION ACCORDING TO TEMPERATURE

For water and harmless fluids to which the material is classified as CHEMICALLY RESISTANT. In other cases, a reduction of the nominal PN pressure is required (25 years with safety factor).



PRESSURE DROP GRAPH

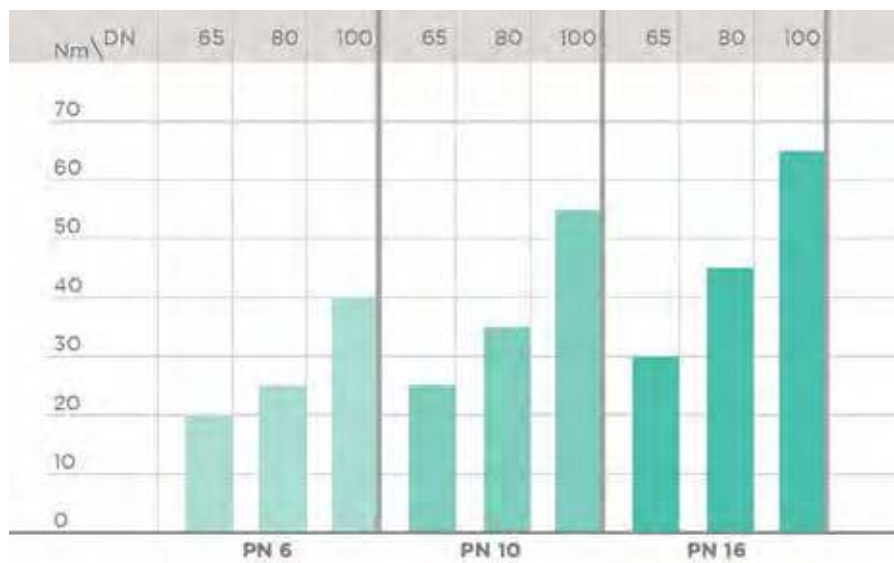


K_v100 FLOW COEFFICIENT

The K_v100 flow coefficient is the Q flow rate of litres per minute of water at a temperature of 20°C that will generate $\Delta p = 1$ bar pressure drop at a certain valve position. The K_v100 values shown in the table are calculated with the valve completely open.

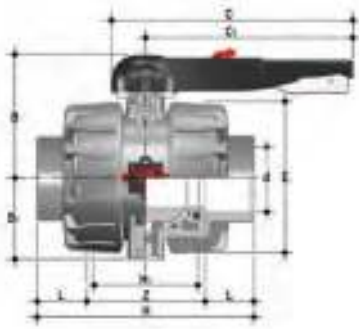
DN	65	80	100
K _v 100 l/min	5250	7100	9500

OPERATING TORQUE AT MAXIMUM WORKING PRESSURE



The information in this leaflet is provided in good faith. No liability will be accepted concerning technical data that is not directly covered by recognised international standards. FIP reserves the right to carry out any modification. Products must be installed and maintained by qualified personnel.

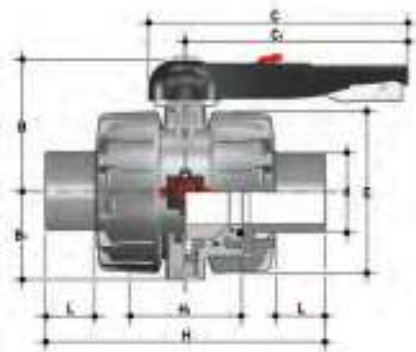
DIMENSIONS



VKDIV

DUAL BLOCK® 2-way ball valve with female ends, metric series

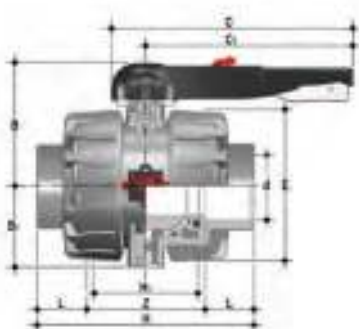
d	DN	PN	B	B ₁	C	C ₁	E	H	H ₁	L	Z	g	EPDM code	FKM code
75	65	16	164	87	225	175	164	235	133	44	147	4380	VKDIV075E	VKDIV075F
90	80	16	177	105	327	272	203	270	149	51	168	7200	VKDIV090E	VKDIV090F
110	100	16	195	129	385	330	238	308	167	61	186	11141	VKDIV110E	VKDIV110F



VKDDV

DUAL BLOCK® 2-way ball valve with male ends for solvent welding, metric series

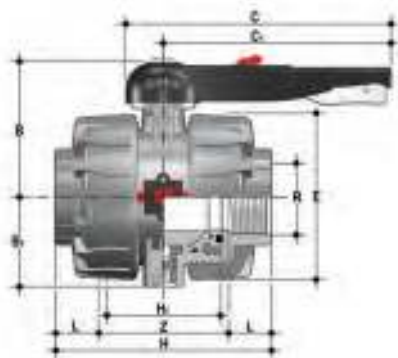
d	DN	PN	B	B ₁	C	C ₁	E	H	H ₁	L	g	EPDM code	FKM code
75	65	16	164	87	225	175	164	284	133	44	4420	VKDDV075E	VKDDV075F
90	80	16	177	105	327	272	203	300	149	51	6930	VKDDV090E	VKDDV090F
110	100	16	195	129	385	330	238	340	167	61	10950	VKDDV110E	VKDDV110F



VKDLV

DUAL BLOCK® 2-way ball valve with female ends for solvent welding, BS series

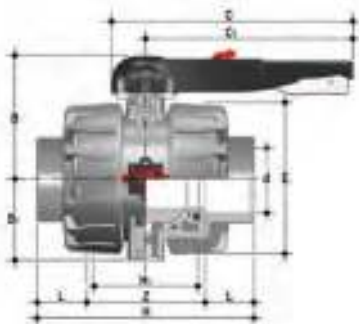
d	DN	PN	B	B ₁	C	C ₁	E	H	H ₁	L	Z	g	EPDM code	FKM code
2" 1/2	65	16	164	87	225	175	164	235	133	44	147	4380	VKDLV212E	VKDLV212F
3"	80	16	177	105	327	272	203	270	149	51	168	7250	VKDLV300E	VKDLV300F
4"	100	16	195	129	385	330	238	308	167	63	182	10995	VKDLV400E	VKDLV400F



VKDFV

DUAL BLOCK® 2-way ball valve with BSP threaded female ends

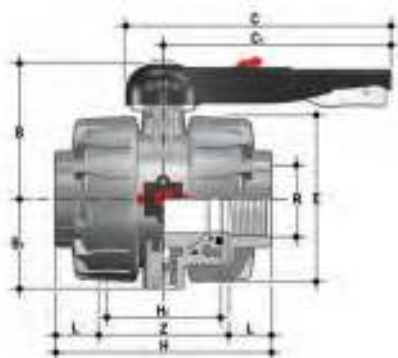
R	DN	PN	B	B ₁	C	C ₁	E	H	H ₁	L	Z	g	EPDM code	FKM code
2" 1/2	65	16	164	87	225	175	164	235	133	30	175	4395	VKDFV212E	VKDFV212F
3"	80	16	177	105	327	272	203	270	149	34	203	7260	VKDFV300E	VKDFV300F
4"	100	16	195	129	385	330	238	308	167	40	229	11100	VKDFV400E	VKDFV400F



VKDAV

DUAL BLOCK® 2-way ball valve with female ends for solvent welding, ASTM series

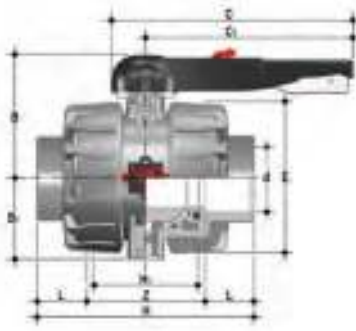
d	DN	PN	B	B ₁	C	C ₁	E	H	H ₁	L	Z	g	EPDM code	FKM code
2" 1/2	65	16	164	87	225	175	164	235	133	44,5	146	4390	VKDAV212E	VKDAV212F
3"	80	16	177	105	327	272	203	270	149	48	174	7210	VKDAV300E	VKDAV300F
4"	100	16	195	129	385	330	238	308	167	57,5	193	11065	VKDAV400E	VKDAV400F



VKDNV

DUAL BLOCK® 2-way ball valve with female ends, NPT thread

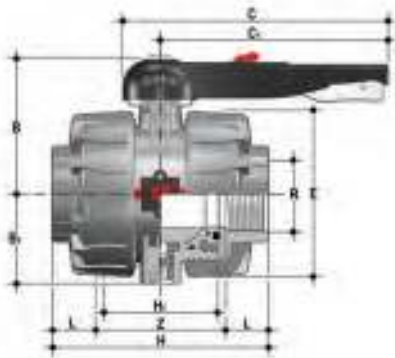
R	DN	PN	B	B ₁	C	C ₁	E	H	H ₁	L	Z	g	EPDM code	FKM code
2" 1/2	65	16	164	87	225	175	164	235	133	33,2	168,6	4395	VKDNV212E	VKDNV212F
3"	80	16	177	105	327	272	203	270	149	35,5	199	7260	VKDNV300E	VKDNV300F
4"	100	16	195	129	385	330	238	308	167	37,6	232,8	11100	VKDNV400E	VKDNV400F



VKDJV

DUAL BLOCK® 2-way ball valve with female ends for solvent welding, JIS series

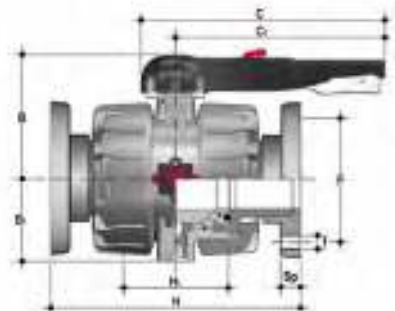
d	DN	PN	B	B ₁	C	C ₁	E	H	H ₁	L	Z	g	EPDM code	FKM code
2" 1/2	65	16	164	87	225	175	164	267	133	61	145	4435	VKDJV212E	VKDJV212F
3"	80	16	177	105	327	272	203	294	149	64,5	165	7250	VKDJV300E	VKDJV300F
4"	100	16	195	129	385	330	238	370	167	84	202	11580	VKDJV400E	VKDJV400F



VKDGV

DUAL BLOCK® 2-way ball valve with female ends, JIS thread

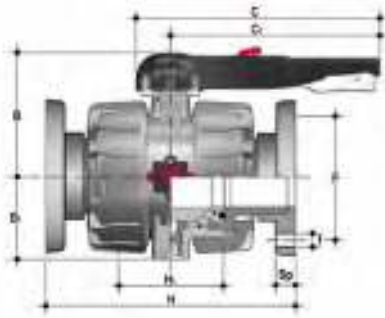
R	DN	PN	B	B ₁	C	C ₁	E	H	H ₁	L	Z	g	EPDM code	FKM code
2" 1/2	65	16	164	87	225	175	164	235	133	35	165	4400	VKDGV212E	VKDGV212F
3"	80	16	177	105	327	272	203	270	149	40	190	7270	VKDGV300E	VKDGV300F
4"	100	16	195	129	385	330	238	308	167	45	218	11115	VKDGV400E	VKDGV400F



VKDOV

DUAL BLOCK® 2-way ball valve with fixed flanges, drilled PN10/16. Face to face according to EN 558-1

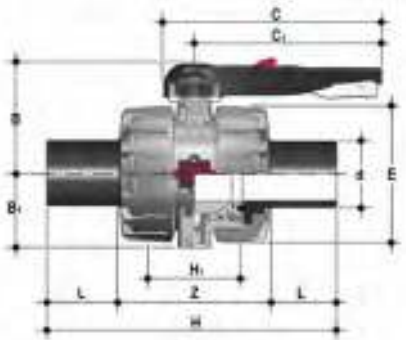
d	DN	PN	B	B ₁	C	C ₁	F	f	H	H ₁	Sp	U	g	EPDM code	FKM code
75	65	16	164	87	327	175	145	17	290	133	21	4	6610	VKDOV075E	VKDOV075F
90	80	16	177	105	327	272	160	17	310	149	21,5	8	9330	VKDOV090E	VKDOV090F
110	100	16	195	129	385	330	180	17	350	167	21,5	8	13815	VKDOV110E	VKDOV110F



VKDOAV

DUAL BLOCK® 2-way ball valve with fixed flanges, drilled ANSI B.16.5 cl.150 #FF. Face to face according to EN 558-1

d	DN	PN	B	B ₁	C	C ₁	F	f	H	H ₁	Sp	U	g	EPDM code	FKM code
2" 1/2	65	16	164	87	327	175	139,7	18	290	133	21	4	6610	VKDOV075E	VKDOV075F
3"	80	16	177	105	327	272	152,4	18	310	149	21,5	8	9330	VKDOV090E	VKDOV090F
4"	100	16	195	129	385	330	190,5	18	350	167	21,5	8	13815	VKDOV110E	VKDOV110F



VKDBEV

DUAL BLOCK® 2-way valve with PE100 SDR 11 male end connectors for butt welding or electrofusion (CVDE)

d	DN	PN	B	B ₁	C	C ₁	E	H	H ₁	L	Z	g	EPDM code	FKM code
75	65	16	164	87	225	175	162	356	133	71	214	4400	VKDBEV075E	VKDBEV075F
90	80	16	177	105	327	272	202	390	149	88	214	7100	VKDBEV090E	VKDBEV090F
110	100	16	195	129	385	330	236	431	167	92	247	10800	VKDBEV110E	VKDBEV110F