

 Aliaxis



SXE-SSE DN 65÷100

PVC-U

Easyfit True Union ball and spring check valve

SXE-SSE DN 65÷100

The Easyfit check valve line developed with Giugiaro Design offers two different versions: SXE with ball shutter and SSE with spring loaded shutter. Easyfit check valves stand out for the innovative installation method that guarantees reliable service over time. This valve is also equipped with a customisable Labelling System.

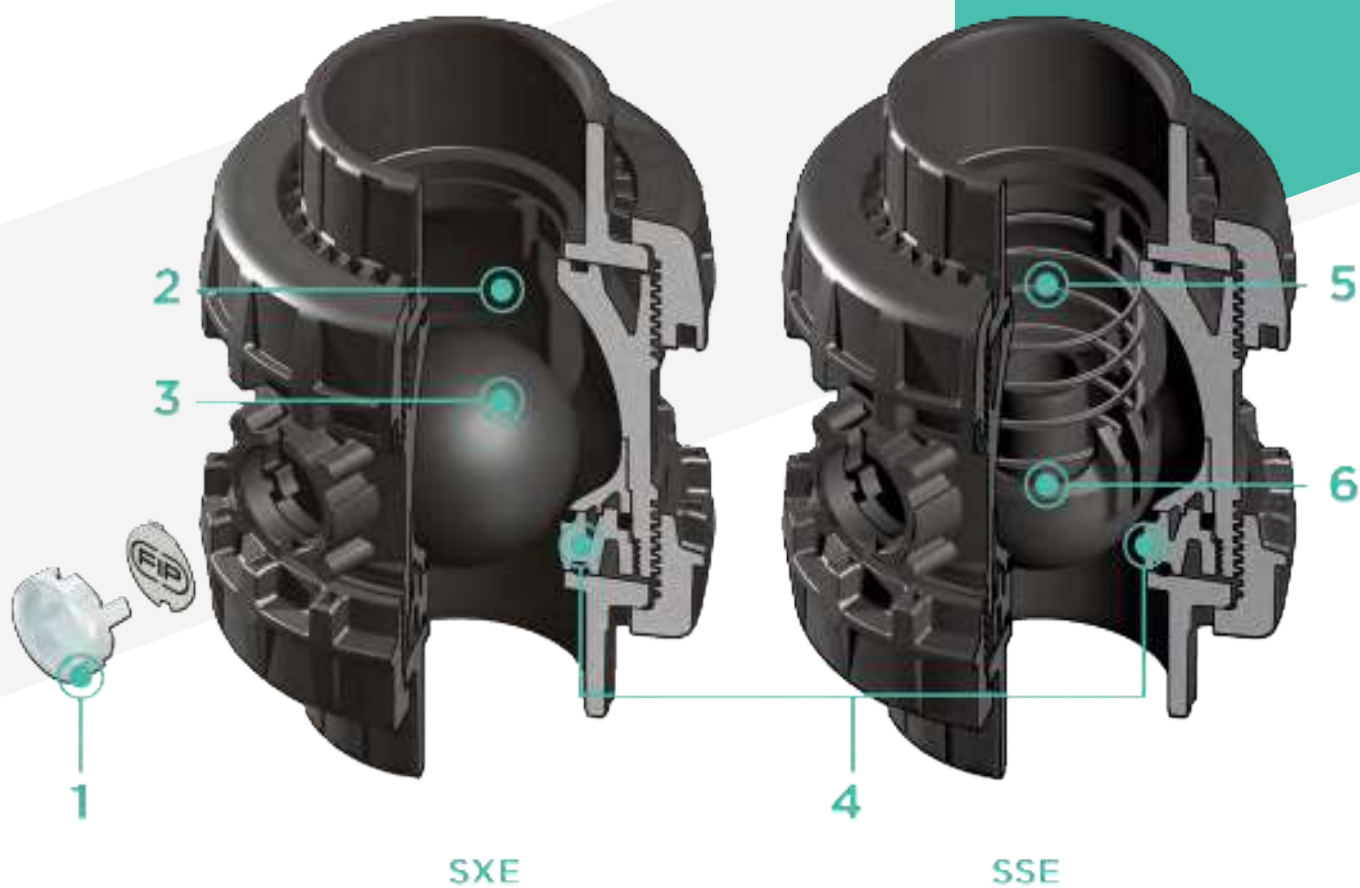


EASYFIT TRUE UNION BALL AND SPRING CHECK VALVE

- Connection system for solvent weld and threaded joints
- **Valve material compatibility** (PVC-U) with water, drinking water and other food substance conveyance according to **current regulations**
- **PN16 True Union valve body** made for PVC-U injection moulding and European Directive 2014/68/EU (PED) compliant for pressurised equipment. ISO 9393 compliant test requirements
- Easy radial dismounting and fully interchangeable with VEE and VXE 65-100 valve models
- Union nut profile that perfectly adapts to the Easyfit multifunctional handle hooked insert (available as an accessory) that lets you control union nut rotation
- **Vertical** (preferable for SXE model) and **horizontal installation** potential

Technical specifications

Construction	SXE: Easyfit True Union ball check valve with locked carrier SSE: Easyfit True Union spring check valve with locked carrier
Size range	DN 65 ÷ 100
Nominal pressure	PN 16 with water at 20 °C
Temperature range	0 °C ÷ 60 °C
Coupling standards	Solvent welding: EN ISO 1452, EN ISO 15493, BS 4346-1, DIN 8063, NF T54-028, ASTM D 2467, JIS K 6743. Pipe coupling capacity according to EN ISO 1452, EN ISO 15493, DIN 8062, NF T54-016, ASTM D 1785, JIS K 6741. Thread: ISO 228-1, DIN 2999, ASTM D 2464, JIS B 0203.
Reference standards	Construction criteria: EN ISO 16137, EN ISO 1452, EN ISO 15493 Test methods and requirements: ISO 9393 Installation criteria: DVS 2204, DVS 2221, UNI 11242
Valve material	PVC-U
Seal material	EPDM, FKM (standard size O-Ring)
Spring material (SSE)	Available in STAINLESS Steel 316, A316 PTFE encapsulated



- 1 Customisable Labelling System: built-in LCE module** on the valve body made up of transparent protection plug and customisable tag holder using the LSE set (available as accessory). The customisation potential lets you **identify the valve on the system** according to specific needs
- 2 Optimised dynamic fluid design:** energy savings due to the improved valve Kv value and consequent reduced pressure drop

- 3 High surface finish ball shutter: reduced wear,** longer working life and reduced valve maintenance. Ideal to convey dirty fluids, even with suspended fluids or filaments, thanks to the special design that permits **internal valve selfcleaning**
- 4 Locked ball seat carrier:** safe dismantling for maintenance with the Easyfit multifunctional handle
- 5 Ideal for horizontal installations: perfect seal even with low back**

- pressure. Silent** and durable even with strong vibrations and pulsating fluid
- 6 PVC-U shutter and springs** available in STAINLESS Steel 316, A316 PTFE encapsulated: maximum reliability in a **wide field of applications** from salt water to aggressive acids


TECHNICAL DATA

PRESSURE VARIATION ACCORDING TO TEMPERATURE

For water and harmless fluids to which the material is classified as CHEMICALLY RESISTANT. In other cases, a reduction of the nominal PN pressure is required (25 years with safety factor).



PRESSURE DROP GRAPH



K_v100 FLOW COEFFICIENT

The K_v100 flow coefficient is the Q flow rate of litres per minute of water at a temperature of 20°C that will generate Δp= 1 bar pressure drop at a certain valve position. The Kv100 values shown in the table are calculated with the valve completely open.

DN	65	80	100
Kv100 l/min	2586	3444	5093


MINIMUM VALVE SEALING PRESSURE

The PVC-U SXE valve can only be used with liquids with specific weight under 1,37g/cm³.

DN	65	80	100
SXE (bar)	0,2	0,2	0,2
SSE (bar)	0,08	0,08	0,08

The information in this leaflet is provided in good faith. No liability will be accepted concerning technical data that is not directly covered by recognised international standards. FIP reserves the right to carry out any modification. Products must be installed and maintained by qualified personnel.

DIMENSIONS



SXEIV

Easyfit ball check valve with female ends for solvent welding, metric series

d	DN	PN	E	H	L	Z	g	EPDM code	FKM code
75	65	16	157	211	44	123	2605	SXEIV075E	SXEIV075F
90	80	16	174	248	51	146	3300	SXEIV090E	SXEIV090F
110	100	16	212	283	61	161	5770	SXEIV110E	SXEIV110F



SXEFV

Easyfit ball check valve with BSP threaded female ends


R	DN	PN	E	H	L	Z	g	EPDM code	FKM code
2" 1/2	65	16	157	211	30,2	150,6	2605	SXEFV212E	SXEFV212F
3"	80	16	174	248	33,3	181,4	3300	SXEFV300E	SXEFV300F
4"	100	16	212	283	39,3	204,4	5770	SXEFV400E	SXEFV400F



SXELV

Easyfit ball check valve with female ends for solvent welding, BS series

d	DN	PN	E	H	L	Z	g	EPDM code	FKM code
2" 1/2	65	16	157	211	44	123	2605	SXEIV075E	SXEIV075F
3"	80	16	174	248	51	146	3300	SXELV300E	SXELV300F
4"	100	16	212	283	63	157	5770	SXELV400E	SXELV400F



SXEAV

Easyfit ball check valve with female ends for solvent welding, ASTM series


d	DN	PN	E	H	L	Z	g	EPDM code	FKM code
2" 1/2	65	16	157	211	44,5	122	2605	SXEAV212E	SXEAV212F
3"	80	16	174	248	48	152	3300	SXEAV300E	SXEAV300F
4"	100	16	212	283	57,5	168	5770	SXEAV400E	SXEAV400F



SXENV

Easyfit ball check valve with female ends, NPT thread

R	DN	PN	E	H	L	Z	g	EPDM code	FKM code
2" 1/2	65	16	157	211	33,2	144,6	2605	SXENV212E	SXENV212F
3"	80	16	174	248	35,5	177	3300	SXENV300E	SXENV300F
4"	100	16	212	283	37,6	207,8	5770	SXENV400E	SXENV400F



SXEJV

Easyfit ball check valve with female ends, NPT thread

d	DN	PN	E	H	L	Z	g	EPDM code	FKM code
2" 1/2	65	16	157	243	61	121	2605	SXEJV212E	SXEJV212F
3"	80	16	174	272	64,5	143	3300	SXEJV300E	SXEJV300F
4"	100	16	212	332	84	164	5770	SXEJV400E	SXEJV400F



SXEGV

Easyfit ball check valve with female ends, JIS thread

R	DN	PN	E	H	L	Z	g	EPDM code	FKM code
2" 1/2	65	16	157	211	35	141	2605	SXEGV212E	SXEGV212F
3"	80	16	174	248	40	168	3300	SXEGV300E	SXEGV300F
4"	100	16	212	283	45	193	5770	SXEGV400E	SXEGV400F



SXEBEV

Easyfit ball check valve with PE100 SDR 11 male end connectors for butt welding or electrofusion (CVDE)

d	DN	PN	E	H	L	Z	g	EPDM code	FKM code
75	65	16	157	331	71	189	2605	SXEBEV075E	SXEBEV075F
90	80	16	174	367	88	191	3300	SXEBEV090E	SXEBEV090F
110	100	16	212	407	92	223	5770	SXEBEV110E	SXEBEV110F



SSEIV

Easyfit spring check valve with female ends for solvent welding, metric series

d	DN	PN	E	H	L	Z	g	EPDM code	FKM code
75	65	16	157	211	44	123	2480	SSEIV075E	SSEIV075F
90	80	16	174	248	51	146	3090	SSEIV090E	SSEIV090F
110	100	16	212	283	61	161	5370	SSEIV110E	SSEIV110F



SSEFV

Easyfit spring check valve with female ends for solvent welding, metric series

R	DN	PN	E	H	L	Z	g	EPDM code	FKM code
2" 1/2	65	16	157	211	30,2	150,6	2480	SSEFV212E	SSEFV212F
3"	80	16	174	248	33,3	181,4	3090	SSEFV300E	SSEFV300F
4"	100	16	212	283	39,3	204,4	5370	SSEFV400E	SSEFV400F



SSELV

Easyfit spring check valve with female ends for solvent welding, BS series


d	DN	PN	E	H	L	Z	g	EPDM code	FKM code
2" 1/2	65	16	157	211	44	123	2480	SSEIV075E	SSEIV075F
3"	80	16	174	248	51	146	3090	SSELV300E	SSELV300F
4"	100	16	212	283	63	157	5370	SSELV400E	SSELV400F



SSEAV

Easyfit spring check valve with female ends for solvent welding, ASTM series

d	DN	PN	E	H	L	Z	g	EPDM code	FKM code
2" 1/2	65	16	157	211	44,5	122	2480	SSEAV212E	SSEAV212F
3"	80	16	174	248	48	152	3090	SSEAV300E	SSEAV300F
4"	100	16	212	283	57,5	168	5370	SSEAV400E	SSEAV400F



SSENV

Easyfit spring check valve with female ends, NPT thread

R	DN	PN	E	H	L	Z	g	EPDM code	FKM code
2" 1/2	65	16	157	211	33,2	144,6	2480	SSENV212E	SSENV212F
3"	80	16	174	248	35,5	177	3090	SSENV300E	SSENV300F
4"	100	16	212	283	37,6	207,8	5370	SSENV400E	SSENV400F



SSEJV

Easyfit spring check valve with female ends for solvent welding, JIS series

d	DN	PN	E	H	L	Z	g	EPDM code	FKM code
2" 1/2	65	16	157	243	61	121	2480	SSEJV212E	SSEJV212F
3"	80	16	174	272	64,5	143	3090	SSEJV300E	SSEJV300F
4"	100	16	212	332	84	164	5370	SSEJV400E	SSEJV400F



SSEGV

Easyfit spring check valve with female ends, JIS thread

R	DN	PN	E	H	L	Z	g	EPDM code	FKM code
2" 1/2	65	16	157	211	35	141	2480	SSEGV212E	SSEGV212F
3"	80	16	174	248	40	168	3090	SSEGV300E	SSEGV300F
4"	100	16	212	283	45	193	5370	SSEGV400E	SSEGV400F



SSEBEV

Easyfit spring check valve with PE100 SDR 11 male end connectors for butt welding or electrofusion (CVDE)

d	DN	E	H	L	Z	g	PN	EPDM code	FKM code
75	65	157	331	71	189	2480	16	SSEBEV075E	SSEBEV075F
90	80	174	367	88	191	3090	16	SSEBEV090E	SSEBEV090F
110	100	212	407	92	223	5370	16	SSEBEV110E	SSEBEV110F