

Transmitter

BiT – Barksdale Intelligent Transmitter

Series H455E, 455E

Features

- ▶ Intrinsic safety certification with ATEX, IECEx and CSA approvals
- ▶ Lightweight, compact and all-welded rugged stainless steel construction
- ▶ High performance sensors
- ▶ Optional HART® communication protocol with diagnostics & field calibration, reducing maintenance time and cost; 10:1 turndown ratio for re-ranging, maintaining high accuracy and allowing one part number for multiple pressure ranges
- ▶ High accuracy: $\pm 0.1\%$ and 0.25% FSO, (L,H,R)
- ▶ Additional CSA certification for ordinary locations
- ▶ Factory sealed IP66 & IP67 and NEMA 4X enclosure
- ▶ CE, NACE compliant and superior EMC/EMI protection
- ▶ RoHS / REACH Compliant

Applications

- ▶ Drilling rig control & monitoring instrumentation
- ▶ Drilling and frac offshore equipment skids
- ▶ Production control systems
- ▶ Chemical injection systems
- ▶ Oil & gas pipelines
- ▶ Petrochemical plants
- ▶ Refineries
- ▶ Gas and oil fired power plants
- ▶ Hydraulic power units
- ▶ Gas transfers for fuel systems
- ▶ O&G process pumps
- ▶ Gas compressors
- ▶ Generators and turbines



General Specifications*

Accuracy including Linearity, Hysteresis and Repeatability: at 75°F, Typical	$\pm 0.1\%$ of Calibrated FSO (Option [-A1]) $\pm 0.25\%$ of Calibrated FSO (Standard) $\pm 0.5\%$ of Calibrated FSO (Vacuum only [-23])	Wetted Parts:	
Temperature Shift:	Zero & Span: 0.0125% Per °F over the compensated temperature range	Sensor:	17-4 PH Stainless steel (more than 10k psi) 316L Stainless steel (up to 10k psi) Inconel (optional: up to 10k psi) 17-4 PH Stainless steel for -UL option (10k psi)
Long Term Stability:	$\pm 0.2\%$ FSO /year of calibration curve	Fitting:	17-4 PH Stainless steel (all ranges) 316L Stainless steel and 718 Inconel (optional: up to 10k psi)
Typical Life Cycle:	100 million cycles	Media	
Proof Pressure:	2X range for up to 7500 psi models 1.5X range for 7500 - 30000 psi models	General:	Gas, vapor, liquid and viscous fluids [-Z17]
Input:	Excitation voltage: 9 to 30 VDC	Corrosive and Acidic: (up to 10,000 psi)	718 Inconel wetted material, NACE [-NC], and 316L stainless steel, NACE [-SS]
Supply Current:	20mA max.	Pressure Connection:	13 available options. Refer to product configurator for available connections and ranges.
Output: H455E:	Output: 4–20 mA with HART® Protocol Full Scale Output: 20 mA $\pm 1\%$ Zero output: 4 mA $\pm 1\%$	Electrical Connection:	10 available electrical connections such as M12, Bendix, DIN, conduit, gland and etc. Option for free leads from conduit or gland electrical connection includes two signal leads plus ground lead consisting of 18AWG halogen free type, 80" (2m) long or optional jacketed cable exiting 1/2 NPT or M20 conduit or gland connections.
455E:	Output: 4–20 mA Full Scale Output: 20 mA $\pm 1\%$ Zero output: 4 mA $\pm 1\%$	Temperature Ranges:	
Dynamic Response Time:	<70 milliseconds	Operating (Ambient):	-40 to +176 °F (-40 to +80 °C)
Enclosure:	All welded 300 series stainless steel. IP66 & IP67 and NEMA 4X rated. 316 Stainless Steel (optional)	Compensated:	0 to +165 °F (-18 to +74 °C)
		Media:	-40 to +176 °F (-40 to +80 °C)
		Storage:	-40 to +185 °F (-40 to +85 °C)
		Vibration:	10 g's, 10-500 Hz, MIL-STD 202, Method 204, Cond. A
		Shock:	50 g's, 11 mS, MIL-STD 202 Method 213, Cond. G.

* See product configurator for additional options.

Barksdale®

Subject to technical changes.

General Specifications* cont.

Approvals: CSA	cCSAus Ordinary Locations
CSA	cCSAus Intrinsic Safety for Hazardous Locations Class I, Div. 1, Groups A, B, C & D Class II, Div. 1, Groups E, F & G Ex ia IIC T4 Ga Ex ia IIIC T135°C Da Class 1 Zone 0, AEx ia IIC T4 Ga Zone 20 AEx ia IIIC T135°C Da
ATEX/IECEX:	Factory sealed IP66 & IP67 and NEMA 4X enclosure CE 0081 II 1 G D Ex ia IIC T4 Ga Ex ia IIIC T135°C Da, IP66 & IP67 -40 °C ≤ Tamb ≤ +80 °C CML 19 ATEX 2240X IECEx CML 19.0066X
HART® Protocol:	HART® 7.6
Turndown Ratio:	10:1 (Full scale output rangeability)
Analog Output Calibration:	Adjustable zero and span of 4-20mA. Full scale range must be ≥ (calibrated span / 10)
Sensor Trim:	Sensor zero and full scale trim
Diagnostics:	Transmitter failure indicated by off-scale analog signals to alarm the user See HART Installation and Operation Manual 272438 for detailed information

Compliances:	CE, NACE (316L SS or 718 Inconel wetted material)
Electromagnetic Compatibility (EMC)	
IEC/EN 55011:	Emission & radiated emission for class A limits
IEC/EN 61000-4-2:	Electrostatic discharge (ESD) test - contact discharge +/-4 kV, Air discharge +/-8 kV
IEC/EN 61000-4-3:	Radiated RF, EM field immunity 80mhz-1ghz, 3v/M
IEC/EN 61000-4-4:	EFT (Burst) Test, +/-2 kV
IEC/EN 61000-4-5:	Surge Test, +/-1kV between line and earth ground
IEC/EN 61000-4-6:	RF Immunity, 150 kHz – 80 MHz, 3V
Weight:	16 Ounces (453 grams)
Warranty:	1 year warranty

* See product configurator for additional options.

Installation: Intrinsic Safety Installation for Hazardous Locations: Install per Barksdale Control Drawing 272471

I.S. Entity Parameters	Supply/Signal Barrier		Pressure Transmitter		
	Vmax (Ui)	I _{max}	Ci	Li	Pi max
	30 VDC	100 mA	2.2 nF	30 µH	750 mW

Wiring Code

TABLE 1. FREE LEAD WIRES AND CONNECTOR PIN CONNECTIONS

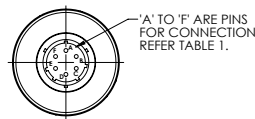
MODEL NO.	RED/A/1	BLACK/B/2	GREEN/D/4
H455E	+ EXCITATION	- EXCITATION	EARTH GROUND
455E	+ EXCITATION	- EXCITATION	EARTH GROUND

TABLE 2. JACKETED CABLE WIRE CONNECTIONS (-J Option)

MODEL NO.	WHITE	BROWN	GREEN
H455E	+ EXCITATION	- EXCITATION	EARTH GROUND
455E	+ EXCITATION	- EXCITATION	EARTH GROUND

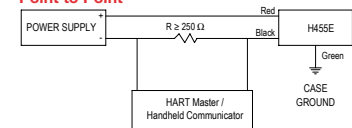
TABLE 3. DEUTSCH CONNECTOR PIN CONNECTIONS (-D3 & -D4 Option)

MODEL NO.	CONNECTOR	PIN A/1	PIN B/2	PIN C/3	PIN D/4
H455E & 455E	D3	+ EXCITATION	- EXCITATION	EARTH GROUND	N/A
H455E & 455E	D4	- EXCITATION	+ EXCITATION	EARTH GROUND	N/A

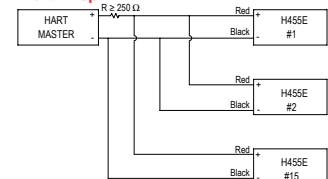


CONFIGURATION WITH HART®

Point to Point



Multi Drop



BiT – Barksdale Intelligent Transmitter

Series H455E, 455E

Product Configurator

Example: **H455E T6 -29 BA -P15 -Z17-A1-Z123**

Base Model

H455E	4 - 20 mA Output with HART® Comm. Protocol
455E	4 - 20 mA Output

Electrical Connection

Blank	1/2"-14 NPT Male conduit
T2	6 pin connector, SS Hermetic, PTIH-10-6P
T3	6 pin connector, Alum. Flange Mount, PT02E-10-6P
T4	M12 (4 Pin) connector
T5	Standard DIN (EN 175301-803, Type A)
T6	M20 x 1.5 Male conduit
T7	M8 (4 Pin) connector
T8	4 pin connector, SS Hermetic, PTIH-14S-2P
H3	Watertight Gland with 18AWG Free Leads
H4	Mini DIN (EN 175301-803, Type C)

Pressure Range

-23*	0-29.9" of Hg	0 to -1 Bar
-01	0-15 psi	0-1 Bar
-21	0-30 psi	0-2 Bar
-03	0-50 psi	0-3 Bar
-22	0-60 psi	0-4 Bar
-04	0-100 psi	0-7 Bar
-05	0-150 psi	0-10 Bar
-06	0-200 psi	0-15 Bar
-07	0-300 psi	0-20 Bar
-08	0-500 psi	0-40 Bar
-10	0-1,000 psi	0-70 Bar
-11	0-1,500 psi	0-100 Bar
-12	0-2,000 psi	0-150 Bar
-13	0-3,000 psi	0-200 Bar
-14	0-4,000 psi	0-300 Bar
-15	0-5,000 psi	0-350 Bar
-16	0-6,000 psi	0-400 Bar
-17	0-7,500 psi	0-500 Bar
-18 ¹	0-10,000 psi	0-700 Bar
-29 ³	0-15,000 psi	0-1,000 Bar
-30 ³	0-20,000 psi	0-1,400 Bar
-31 ³	0-22,000 psi	0-1,500 Bar
-32 ³	0-25,000 psi	0-1,700 Bar
-33 ³	0-30,000 psi	0-2,000 Bar

Pressure Unit & Type

Blank	PSI - Gauge pressure (standard)
A	PSI - Absolute pressure (Not applicable with "-23" range)
B	Bar - Gauge Pressure
BA	Bar - Absolute Pressure (ranges start from -1 Bar) (Not applicable with "-23" range)

Process Connection

Blank ⁴	1/4-18 NPT male (standard)
-P6 ⁴	1/4" NPT female
-P4 ⁴	1/2" NPT male
-P5 ⁴	1/2" NPT female
-P10 ⁴	G 1/4, washer seal, male
-P12 ⁴	G 1/4, washer seal, female
-P11 ⁴	G 1/2, washer seal, male
-P13 ⁴	G 1/2, washer seal, female
-P3 ⁴	7/16-20, with 37° flared, male
-P1 ⁴	7/16-20, with 37° flared, female
-P2 ⁴	7/16-20, SAE #4, ORB, male
-P14 ⁴	7/16-20, SAE #4, ORB, female
-P15	HF4 Autoclave, 1/4" tube, female (9/16-18 UNF-2B THD)

Additional Documents & Accessories

Title	Reference Number
Installation and Maintenance Instructions, Control Drawing	272441, 272471
HART Installation and Operation Manual	272438
Cable & Connectors	Cable & Connectors. Bulletin #S0115-C
Certificate of Compliance (Found on back of packing slip)	Use Document Title in purchase order. Only available at the time of order.
Certificate of Compliance (Signed document)	
Test Report	
Calibration Test Sheet (Included in product package)	
Material Certification	
Paper Tag	
Metal Tag	

Options

-ZVxx	Custom voltage output (Available on 452X only). Up to 10VDC. Consult Factory.
-Z17 ²	For high pressure models with larger orifice; without pressure surge protector
-SC ⁵	All 316 stainless steel construction with 316L SS wetted material (NACE)
-SS ^{4,6}	316L stainless steel wetted material (NACE)
-NC ^{4,5}	718 Inconel wetted material (NACE)
-UL ¹	cCSAus approval, only for 10k psi "-18" range. Includes ATEX & IECEX approvals.
-A1	Accuracy BFSL 0.1% FSO (LHR) at 75°F (Consult factory on vacuum [-23] models)
-ZXXY	Special pressure ranges XX - significant digits Y - number of trailing zeros Example: 130 psi calibration: add -Z131
-JXXX	Jacketed cable (available on conduit and gland electrical connections) (in inches)
-WXXX	Custom Length of free leads (Available on Conduit and gland electrical connections) (In Inches)
-D3 ⁷	3 Pin deutsch connector DT04-3P
-D4 ⁷	4 Pin deutsch connector DT04-4P

Notes

- UL option only available for 10,000 psi range. No cCSAus approval for 10,000 psi range without -UL suffix option. cCSAus approval standard for all other ranges
- All pressure ranges have built-in pressure surge protector. Add "-Z17" suffix for high pressure models with no snubber; for use with high viscosity media. Refer to Sales drawing for orifice sizes.
- Ranges with more than 10k psi are only available with -P15 Process Connection
- Available up to 10,000 psi
- "-NC" option only available with following pressure ranges: -11, -13, -16 and -18. Consult factory for availability on other pressure ranges. Not available for Vacuum [-23] range and Absolute models [A] & [BA].
- SS option is included in -SC option. -SC does not include material of electrical connection. -UL option and ranges that are more than 10k psi are only available with 17-4PH SS wetted material.
- Connected to factory sealed halogen free, 18 AWG free leads 12" (.3m). Also available with -WXXX and -JXXX options.

* Vacuum

3211 Fruitland Avenue • Los Angeles, CA 90058 • ☎ 800-835-1060 • Fax: 323-589-3463 • www.barksdale.com

Barksdale
CONTROL PRODUCTS

See Barksdale's Standard Conditions of Sale • Specifications are subject to modification at any time • Bulletin #R0049-A • 01/20 • ©2020 • Printed in the U.S.A.