

Rescue equipment



PowerShore™

Set Application Guide



Overview of sets


PSM1 - Basic mechanical shoring set
 PSM2 - Advanced mechanical shoring set
 PSH1 - Basic hydraulic shoring set
 PSH2 - Advanced hydraulic shoring set
 PSH3 - Heavy duty hydraulic shoring set
 PSP1 - Basic pneumatic shoring set

PSP2 - Advanced pneumatic shoring set
 PSX1 - Basic combined shoring set
 PSX2 - Advanced combined shoring set
 PSX3 - Heavy duty combined shoring set
 PST1 - Basic trench shoring set
 PST2 - Advanced trench shoring set

Article no.	Component description	PSM1	PSM2	PSH1	PSH2	PSH3	PSP1	PSP2	PSX1	PSX2	PSX3	PST1	PST2
150.011.546	AS 3 Q 5 FL (pneumatic Auto-lock strut)						2	2	2	2	4	2	4
150.011.532	AS 3 L 5+ (pneumatic Locknut strut)							2		2	2		
150.011.547	HS 1 Q 5 FL (hydraulic Auto-lock strut)					2				2	2		
150.011.543	HS 1 L 5+ (hydraulic Locknut strut)			2	2	2			2	2	4		
150.142.066	PA 09 H 2 S 10 (hand pump)			2	2	4			2	4	4		
150.011.538	MS 2 L 2+ (manual Locknut strut)	1	2		2	2	2	2	2	4	8	2	4
150.011.501	SX 1 (extension 125 mm)	1	2	2	2	4	2	4	4	8	16	4	8
150.011.502	SX 2 (extension 250 mm)	1	2	2	2	4	2	4	4	8	16	4	8
150.011.503	SX 5 (extension 500 mm)	1	2	2	2	4	2	4	4	8	16	4	8
150.011.504	SX 10 (extension 1000 mm)	1	2	2	2	4	2	4	4	8	16	2	4
150.011.505	FX 1 (double female connector)					2		2	2	4	4		
150.011.509	flat head				2	2		2	2	2	4		
150.011.541	flat head with nailing plate								2	4	6		
150.182.038	tilting head	1	2	2	2	4	2	4	4	8	12	8	16
150.182.048	tilting head with nailing plate								2	2	4		
150.011.513	beam support head 150 mm					1		1	2	2	4		
150.011.514	beam support head 100 mm				2	2		2	2	2	4		
150.011.520	L-support head		2	2	2	2	2	2	2	6	8		
150.182.046	swivel head			2	2	4	2	2	4	4	8		
150.011.516	V-block head small		2	2	2	2	2	2	2	2	4		
150.011.522	V-block head large					2		2	2	2	4		2
150.011.517	cone head								2	2	4		
150.011.523	cross head	1	2	2	2	4	2	4	4	4	6		
150.011.524	pointed head					2		2	2	2	2		
150.011.549	trench support plate											1	2
150.011.519	base support plate	1	2	2	4	4	2	4	4	6	8		
390.511.073	tensioning strap	2	4	4	6	6	4	6	6	8	12		
150.581.689	hook wrench	2	2		2	2	2	2	2	4	8	2	4
150.011.548	rope					2			2	4	8	4	8
150.062.074	2-way block				1	1	1	1	1	2	3	2	4
150.062.075	3-way swivel head					1		1	1	2	2		
350.182.102	HDC 8 (double control unit)						1	2	1	2	2	1	2
350.182.002	PRV 823 U (pressure reducer)						1	2	1	2	2	1	2
350.572.006	AH 5 YU (air hose)						1	1	1	1	1		1
350.572.007	AH 5 BU (air hose)							1		1	1		1
350.572.009	AH 10 YU (air hose)							1		1	1	1	1
350.572.011	AH 10 BU (air hose)						1	1	1	1	1	1	1
Optional extras													
350.581.096	air bottle						1	2	1	2	2	1	2
150.011.005	storage bag accessories		1	1	1	2	1	2	2	3	6	1	2
150.011.006	storage bag struts & extensions	1	1	1	1	2	1	2	2	3	6	1	2
150.113.057	anti-roll block	7	14	14	16	32	16	32	32	64	120	24	48

Overview set application capacities

- PSM1 - Basic mechanical shoring set
- PSM2 - Advanced mechanical shoring set
- PSH1 - Basic hydraulic shoring set
- PSH2 - Advanced hydraulic shoring set
- PSH3 - Heavy duty hydraulic shoring set
- PSP1 - Basic pneumatic shoring set
- PSP2 - Advanced pneumatic shoring set
- PSX1 - Basic combined shoring set
- PSX2 - Advanced combined shoring set
- PSX3 - Heavy duty combined shoring set
- PST1 - Basic trench shoring set
- PST2 - Advanced trench shoring set




For more details on this product range and the composition of these sets please see the Holmatro PowerShore™ brochure

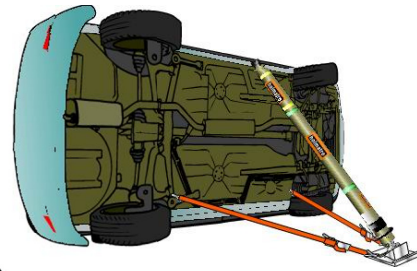
Applications (Please refer to "Application indication graphics" on the following page)	Set PSM1	Set PSM2	Set PSH1	Set PSH2	Set PSH3	Set PSP1	Set PSP2	Set PSX1	Set PSX2	Set PSX3	Set PST1	Set PST2
Vehicle extrication rescue												
Stabilization of vehicle on its side / single shore system	X	X	X	X	X	X	X	X	X	X		
Controlled lifting of vehicle on its side / double shore system			X	X	X			X	X	X		
Controlled lifting of vehicle on its side / double shore system (with Auto-lock)					X				X	X		
Stabilization of vehicle on its roof / double shore system		X	X	X	X	X	X	X	X	X		
Stabilization of vehicle on its roof / double shore system (with Auto-lock)					X	X	X	X	X	X		
Stabilization and controlled lifting of vehicle on its roof / double shore system			X	X	X			X	X	X		
Stabilization and controlled lifting of vehicle on its roof / double shore system (with auto-lock)					X				X	X		
Stabilization in 'light vehicle under heavy vehicle' scenarios / double shore system		X	X	X	X	X	X	X	X	X		
Stabilization in 'light vehicle under heavy vehicle' scenarios / double shore system (with Auto-lock)					X	X	X	X	X	X		
Stabilization in 'light vehicle under heavy vehicle' scenarios with controlled lifting / double shore system			X	X	X			X	X	X		
Stabilization in 'light vehicle under heavy vehicle' scenarios with controlled lifting /double shore system (with Auto-lock)					X				X	X		
Collapsed structure rescue (USAR)												
Spot shores / single shore system	X	X	X	X	X	X	X	X	X	X		
Complete door or window shores / double shore system		X	X	X	X	X	X	X	X	X		
Follow-up shoring of lifted loads / double shore system		X	X	X	X	X	X	X	X	X		
Automatic follow-up shoring of lifted loads (with Auto-lock)						X	X	X	X	X		
Combination shoring and lifting / double shore system			X	X	X			X	X	X		
Combination shoring and lifting / double shore system (with Auto-lock)					X				X	X		
Trench collapse rescue												
Creation of safe zone in shallow trenches (no remote shoring)		X	X	X	X	X	X	X	X	X	X	X
Creation of safe zone in shallow trenches (with remote shoring)			X	X	X	X	X	X	X	X	X	X
Creation of multiple safe zones in shallow or deep trenches with remote shoring				X	X	X	X	X	X	X		X

APPLICATION INDICATION GRAPHICS

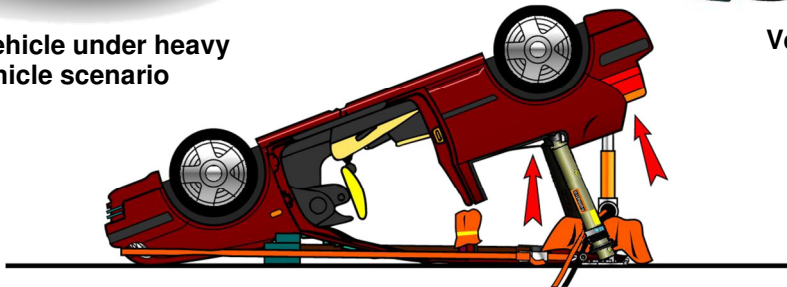
Vehicle stabilization rescue



Light vehicle under heavy vehicle scenario



Vehicle on its side



Vehicle on its roof

Collapsed structure rescue (USAR)



Doorway shore system



Window shore system




Follow -up shoring



"Spot" shore

Trench collapse rescue



Safe zone in a trench



Multiple safe zones in a trench

BASIC MECHANICAL SHORING SET (PSM1)

Vehicle extrication rescue

- Stabilization of vehicle on its side / single shore system

Collapsed structure rescue (USAR)

- 1 x “Spot” shore / single shore system (max length 2252 mm)

ADVANCED MECHANICAL SHORING SET (PSM2)

Vehicle extrication rescue

- 2 x Stabilization of vehicle on its side / single shore system
or
- 1 x Stabilization of vehicle on its roof / double shore system
(mechanical stroke 127 mm)
or
- 1 x Stabilization in ‘light vehicle under heavy vehicle’ scenario / double shore
system (mechanical stroke 127 mm)

Collapsed structure rescue (USAR)

- 2 x “Spot” shores / single shore system (combined length 4504 mm)
or
- 1 x Door or window shore / double shore system (max height 2252 mm)
or
- 1 x Follow-up shoring of lifted loads / double shore system
(mechanical stroke 127 mm)

Trench collapse rescue

- Creation of 1 safe zone in a shallow trench

BASIC HYDRAULIC SHORING SET (PSH1)

Vehicle extrication rescue

- 2 x Stabilization of vehicle on its side / single shore system
or
- 1 x Controlled lifting of vehicle on its side / double shore system
(hydraulic lifting stroke 252 mm)
or
- 1 x Stabilization of vehicle on its roof / double shore system
(hydraulic lifting stroke 252 mm)
or
- 1x Stabilization in 'light vehicle under heavy vehicle' scenario / double shore system (hydraulic lifting stroke 252 mm)

Collapsed structure rescue (USAR)

- 2 x "Spot" shores / single shore system (combined length 5494 mm)
or
- 1 x Door or window shore / double shore system (max height 2747 mm)
or
- 1 x Combination shoring and lifting / double shore system
(hydraulic lifting stroke 252 mm)

Trench collapse rescue

- Creation of 1 safe zone in a shallow trench (remote shoring can be used in one of the created zones)

ADVANCED HYDRAULIC SHORING SET (PSH2)

Vehicle extrication rescue

- 4 x Stabilization of vehicle on its side / single shore system
or
- 1 x Controlled lifting of vehicle on its side / double shore system
(hydraulic lifting stroke 252 mm)
or
- 1 x Stabilization of vehicle on its roof / double shore system
(mechanical stroke 127 mm)
- 1 x Stabilisation of vehicle on its roof / double shore system
(hydraulic lifting stroke 252 mm)
or
- 1 x Stabilization in 'light vehicle under heavy vehicle' scenario / double shore
system (mechanical stroke 127 mm)
- 1 x Stabilization in 'light vehicle under heavy vehicle' scenario / double shore
system (hydraulic lifting stroke 252 mm)

Collapsed structure rescue (USAR)

- 4 x "Spot" shores / single shore system (combined length 6248 mm)
or
- 2 x Door or window shores / double shore system (combined height 3124 mm)
or
- 1 x Follow-up shoring of lifted loads / double shore system
(mechanical stroke 127 mm)
- 1 x Combination shoring and lifting / double shore system
(hydraulic lifting stroke 252 mm)

Trench collapse rescue

- Creation of multiple safe zones in shallow or deep trenches (remote shoring can
be used in 1 of the created zones)

HEAVY DUTY HYDRAULIC SHORING SET (PSH3)

Vehicle extrication rescue

- 4 x Stabilization of vehicle on its side / single shore system
- or
- 1 x Controlled lifting of vehicle on its side / double shore system (hydraulic lifting stroke 252 mm)
- 1 x Controlled lifting of vehicle on its side / double shore system (hydraulic lifting Auto-lock stroke 252 mm)
- or
- 1 x Stabilization of vehicle on its roof / double shore system (mechanical stroke 127 mm)
- 1 x Stabilization of vehicle on its roof / double shore system (hydraulic lifting stroke 252 mm)
- 1 x Stabilization of vehicle on its roof / double shore system (hydraulic Auto-lock lifting stroke 252 mm)
- or
- 1 x Stabilization in 'light vehicle under heavy vehicle' scenario / double shore system (mechanical stroke 127 mm)
- 1 x Stabilization in 'light vehicle under heavy vehicle' scenario / double shore system (hydraulic lifting stroke 252 mm)
- 1 x Stabilization in 'light vehicle under heavy vehicle' scenario / double shore system (hydraulic Auto-lock lifting stroke 252 mm)

Collapsed structure rescue (USAR)

- 4 x "Spot" shores / single shore system (combined length 9998 mm)
- or
- 2 x Door or window shores / double shore system (combined height 4999 mm)
- or
- 1 x Follow-up shoring of lifted loads / double shore system (mechanical stroke 127 mm)
- 1 x Combination shoring and lifting / double shore system (hydraulic lifting stroke 252 mm)
- 1 x Combination shoring and lifting / double shore system (hydraulic Auto-lock lifting stroke 252 mm)

Trench collapse rescue

- Creation of multiple safe zones in shallow or deep trenches (remote shoring can be used in 2 of the created zones)

BASIC PNEUMATIC SHORING SET (PSP1)

Vehicle extrication rescue

- 4 x Stabilization of vehicle on its side / single shore system
or
- 1 x Stabilization of vehicle on its roof / double shore system (mechanical stroke 127 mm)
- 1 x Stabilization of vehicle on its roof / double shore system (pneumatic Auto-lock stroke 252 mm)
or
- 1 x Stabilization in 'light vehicle under heavy vehicle' scenario / double shore system (mechanical stroke 127 mm)
- 1 x Stabilization in 'light vehicle under heavy vehicle' scenario / double shore system (pneumatic auto-lock stroke 252 mm)

Collapsed structure rescue (USAR)

- 2 x "Spot" shores / single shore system (combined length 4504 mm)
or
- 1 x Door or window shore / double shore system (max. height 2252 mm)
or
- 1 x Follow-up shoring of lifted loads / double shore system (mechanical stroke 127 mm)
- 1 x Automatic follow-up shoring of lifted loads / double shore system (pneumatic Auto-lock stroke 252 mm)

Trench collapse rescue

- Creation of 2 safe zones in shallow trenches (remote shoring can be used in 1 of the created zones)

ADVANCED PNEUMATIC SHORING SET (PSP2)

Vehicle extrication rescue

- 4 x Stabilization of vehicle on its side / single shore system
or
 - 1 x Stabilization of vehicle on its roof / double shore system (mechanical stroke 127 mm)
 - 1 x Stabilization vehicle on its roof / double shore system (pneumatic Auto-lock stroke 252 mm)
 - 1 x Stabilization vehicle on its roof / double shore system (pneumatic stroke 252 mm)
- or
- 1 x Stabilization in 'light vehicle under heavy vehicle' scenario / double shore system (mechanical stroke 127 mm)
 - 1 x Stabilization in 'light vehicle under heavy vehicle' scenario / double shore system (pneumatic Auto-lock stroke 252 mm)
 - 1 x Stabilization in 'light vehicle under heavy vehicle' scenario / double shore system (pneumatic stroke 252 mm)

Collapsed structure rescue (USAR)

- 4 x "Spot" shores / single shore system (combined length 9998 mm)
or
- 2 x Door or window shores / double shore system (combined height 4999 mm)
or
- 1 x Follow-up shoring of lifted loads / double shore system (mechanical stroke 127 mm)
- 1 x Follow-up shoring of lifted loads / double shore system (pneumatic stroke 252 mm)
- 1 x Automatic follow-up shoring of lifted loads / double shore system (pneumatic Auto-lock stroke 252 mm)

Trench collapse rescue

- Creation of multiple safe zones in shallow or deep trenches (remote shoring can be used in 1 of the created zones)

BASIC COMBINED SHORING SET (PSX1)

Vehicle extrication rescue

- 4 x Stabilization of vehicle on its side / single shore system
- or
- 1 x Controlled lifting of vehicle on its side / double shore system (hydraulic lifting stroke 252 mm)
- or
- 1 x Stabilization of vehicle on its roof / double shore system (mechanical stroke 127 mm)
- 1 x Stabilization of vehicle on its roof / double shore system (hydraulic lifting stroke 252 mm)
- 1 x Stabilization vehicle on its roof / double shore system (pneumatic Auto-lock stroke 252mm)
- or
- 1 x Stabilization in 'light vehicle under heavy vehicle' scenario / double shore system (mechanical stroke 127 mm)
- 1 x Stabilization in 'light vehicle under heavy vehicle' scenario / double shore system (hydraulic lifting stroke 252 mm)
- 1 x Stabilization in 'light vehicle under heavy vehicle' scenario / double shore system (pneumatic Auto-lock stroke 252 mm)

Collapsed structure rescue (USAR)

- 4 x "Spot" shores / single shore system (combined length 9998 mm)
- or
- 2 x Door or window shores / double shore system (combined height 4999 mm)
- or
- 1 x Follow-up shoring of lifted loads / double shore system (mechanical stroke 127 mm)
- 1 x Combination shoring and lifting / double shore system (hydraulic lifting stroke 252 mm)
- 1 x Automatic follow-up shoring of lifted loads / double shore system (pneumatic Auto-lock stroke 252 mm)

Trench collapse rescue

- Creation of multiple safe zones in shallow or deep trenches (remote shoring can be used in 2 of the created zones)

ADVANCED COMBINED SHORING SET (PSX2)

Vehicle extrication rescue

- 6 x Stabilization of vehicle on its side / single shore system
- or
- 1 x Controlled lifting of vehicle on its side / double shore system (hydraulic lifting stroke 252 mm)
- 1 x Controlled lifting of vehicle on its side / double shore system (hydraulic lifting Auto-lock stroke 252 mm)
- or
- 1 x Stabilization of vehicle on its roof / double shore system (mechanical stroke 127 mm)
- 1 x Stabilization of vehicle on its roof / double shore system (hydraulic lifting stroke 252 mm)
- 1 x Stabilization of vehicle on its roof / double shore system (hydraulic Auto-lock lifting stroke 252 mm)
- 1 x Stabilization vehicle on its roof / double shore system (pneumatic Auto-lock stroke 252 mm)
- or
- 1 x Stabilization in 'light vehicle under heavy vehicle' scenario / double shore system (mechanical stroke 127 mm)
- 1 x Stabilization in 'light vehicle under heavy vehicle' scenario / double shore system (hydraulic lifting stroke 252 mm)
- 1 x Stabilization in 'light vehicle under heavy vehicle' scenario / double shore system (hydraulic Auto-lock lifting stroke 252 mm)
- 1 x Stabilization in 'light vehicle under heavy vehicle' scenario / double shore system (pneumatic Auto-lock stroke 252 mm)

Collapsed structure rescue (USAR)

- 8 x "Spot" shores / single shore system (total length 19996 mm)
- or
- 4 x Door or window shores / double shore system (total length 9998 mm)
- or
- 2 x Follow-up shoring of lifted loads / double shore system (mechanical stroke 127 mm)
- 1 x Follow-up shoring of lifted loads (pneumatic stroke 252 mm)
- 1 x Combination shoring and lifting / double shore system (hydraulic lifting stroke 252 mm)
- 1 x Combination shoring and lifting / double shore system (hydraulic Auto-lock lifting stroke 252 mm)
- 1 x Automatic follow-up shoring of lifted loads / double shore system (pneumatic Auto-lock stroke 252 mm)

Trench collapse rescue

- Creation of multiple safe zones in shallow or deep trenches (remote shoring can be used in 3 of the created zones)

HEAVY DUTY COMBINED SHORING SET (PSX3)

Vehicle extrication rescue

- 8 x Stabilization of vehicle on its side / 1 shore system
- or
- 2 x Controlled lifting of vehicle on its side / double shore system (hydraulic lifting stroke 252 mm)
- 1 x Controlled lifting of vehicle on its side / double shore system (hydraulic lifting auto-lock stroke 252 mm)
- or
- 2 x Stabilization of vehicle on its roof / double shore system (mechanical stroke 127 mm)
- 2 x Stabilization of vehicle on its roof / double shore system (hydraulic lifting stroke 252 mm)
- 1 x Stabilization of vehicle on its roof / double shore system (hydraulic Auto-lock lifting stroke 252 mm)
- 1 x Stabilization vehicle on its roof / double shore system (pneumatic Auto-lock stroke 252mm)
- or
- 2 x Stabilization in 'light vehicle under heavy vehicle' scenario / double shore system (mechanical stroke 127 mm)
- 2 x Stabilization in 'light vehicle under heavy vehicle' scenario / double shore system (hydraulic lifting stroke 252 mm)
- 1 x Stabilization in 'light vehicle under heavy vehicle' scenario / double shore system (hydraulic Auto-lock lifting stroke 252 mm)
- 1 x Stabilization in 'light vehicle under heavy vehicle' scenario / double shore system (pneumatic Auto-lock stroke 252 mm)

Collapsed structure rescue (USAR)

- 14 x "Spot" shores / single shore system (total length 39992 mm)
- or
- 7 x Door or window shores / double shore system (total length 19996 mm)
- or
- 4 x Follow-up shoring of lifted loads / double shore system (mechanical stroke 127 mm)
- 1 x Follow-up shoring of lifted loads / double shore system (pneumatic stroke 252 mm)
- 2 x Combination shoring and lifting / double shore system (hydraulic lifting stroke 252 mm)
- 1 x Combination shoring and lifting / double shore system (hydraulic Auto-lock lifting stroke 252 mm)
- 1 x Automatic follow-up shoring of lifted loads / double shore system (pneumatic Auto-lock stroke 252 mm)

Trench collapse rescue

- Creation of multiple safe zones in shallow or deep trenches (remote shoring can be used in 4 of the created zones)

TRENCH SHORING SETS 1 (PST1) AND 2 (PST2)

Basic trench shoring set (PST1)

- Creation of 2 safe zones in shallow trenches (remote shoring can be used in 1 of the created zones)

Advanced trench shoring set (PST2)

- Creation of 4 safe zones in shallow or deep trenches (remote shoring can be used in 2 of the created zones)



For more details on this product range and the composition of these sets please see the Holmatro PowerShore™ brochure